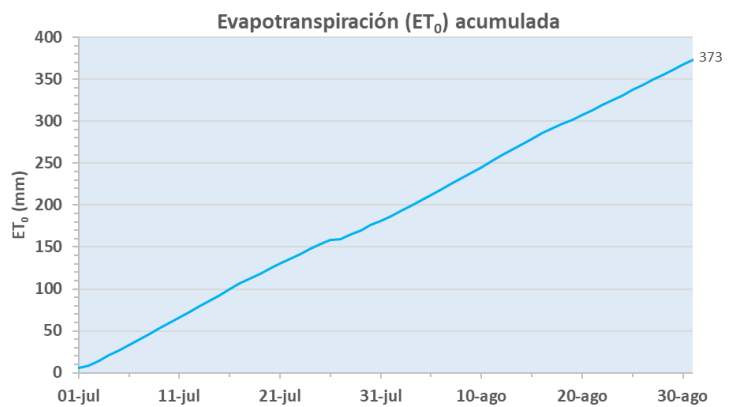
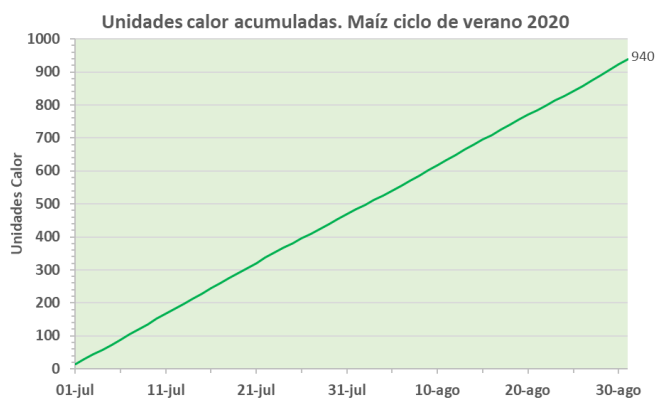
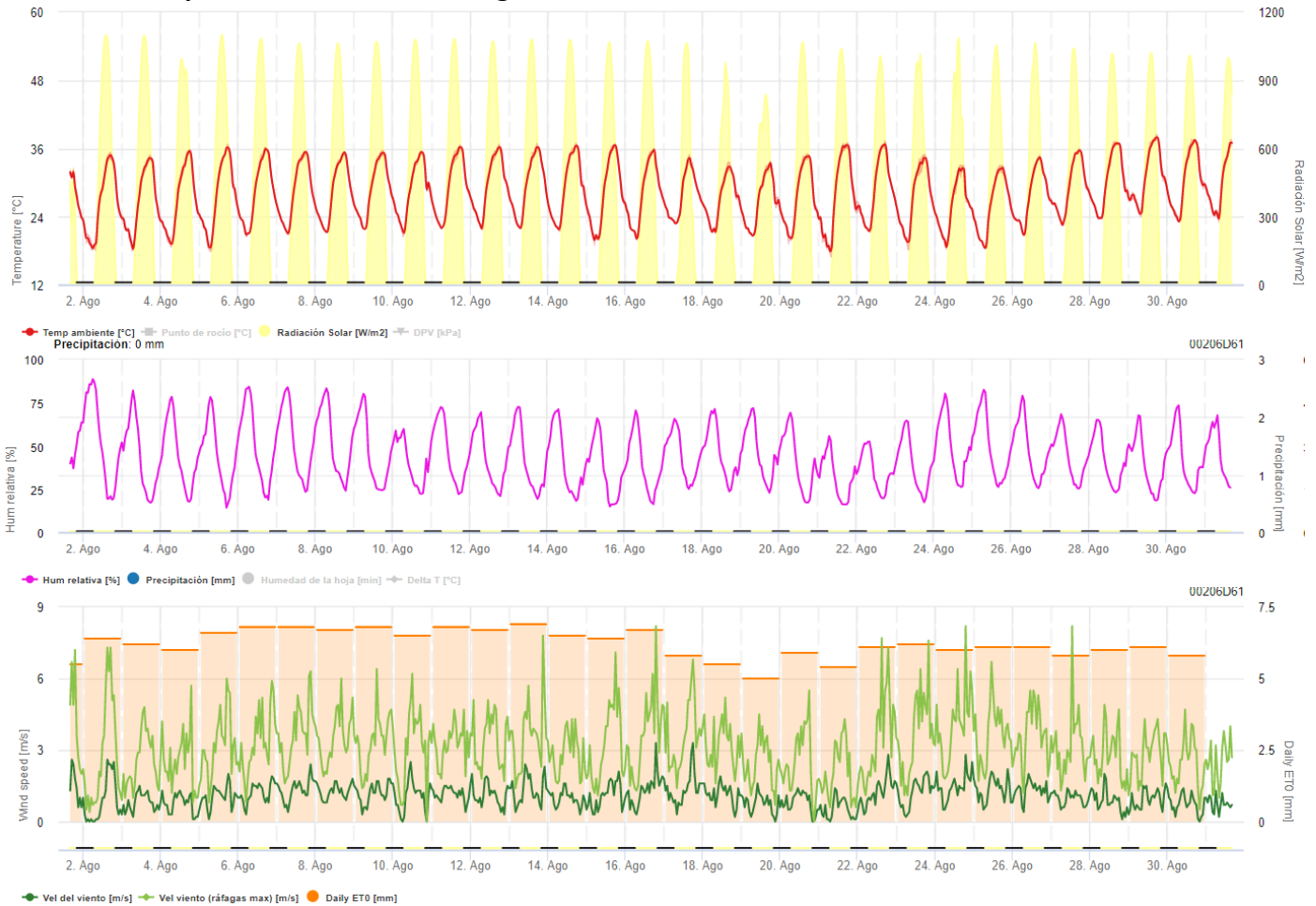


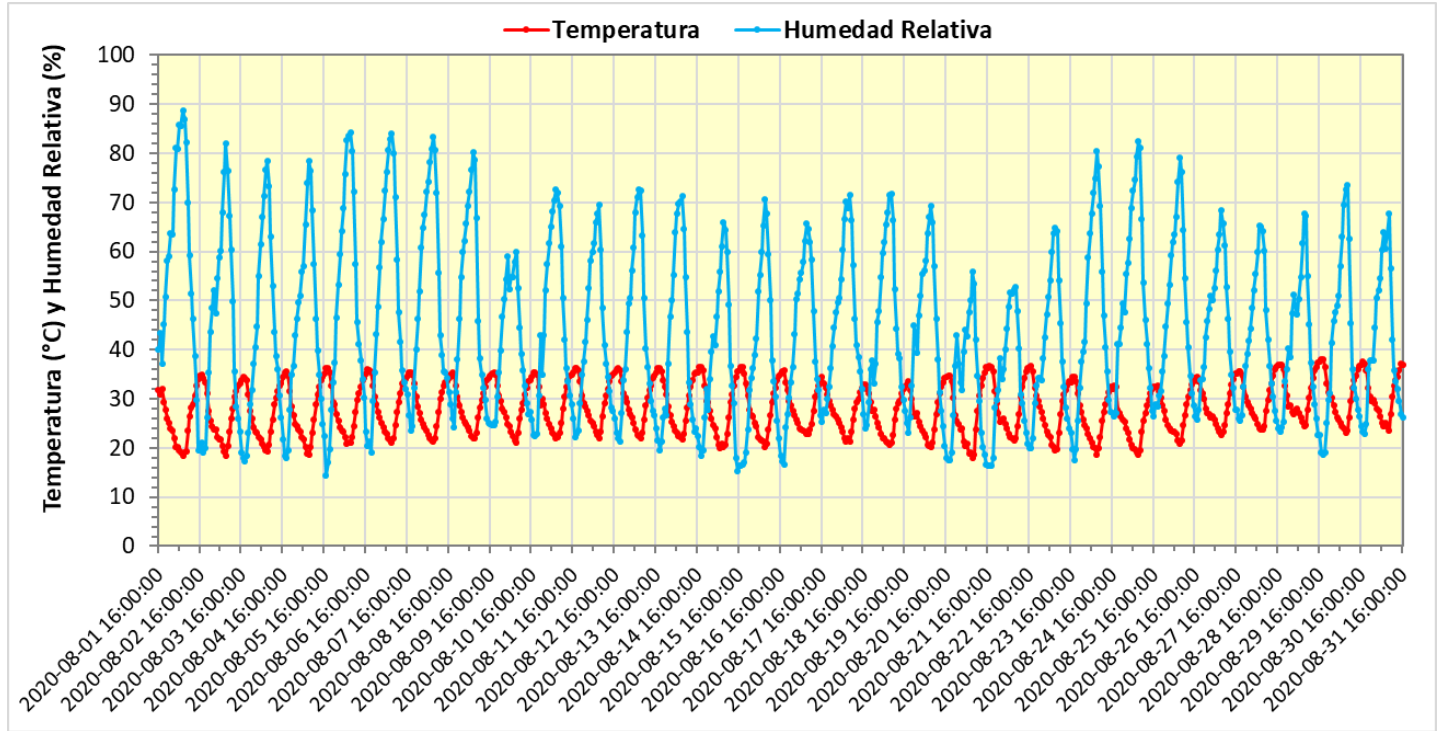
Reporte de clima del 1° al 31 de agosto, 2020

Día	Fecha	Temp ambiente [°C]			Unidades calor Maíz (10 - 30)		Radiación Solar [W/m2]	Hum relativa [%]			Precipitación [mm]		Vel del viento [m/s]		Vel viento (ráfagas max)		Evapotransp. - ET ₀ [mm]	
		Media	Max	Min	Diario	Acum	Media	Media	Max	Min	Diaria	Acum	Media	Max	m/s	km/hr	Diaria	Acum
S	01-ago	25.5	33.6	18.4	14.2	484	303	63.7	93.3	35.2	0.0	84.0	0.9	3.0	7.2	26	5.5	187
D	02-ago	26.3	35.6	17.9	14.0	498	364	53.2	90.8	16.4	0.0	84.0	0.9	3.6	7.3	26	6.4	193
L	03-ago	26.7	35.1	17.9	13.9	512	366	44.2	84.6	15.2	0.0	84.0	0.8	2.1	4.8	17	6.2	199
M	04-ago	27.0	36.0	18.6	14.3	526	345	45.0	81.2	17.1	0.0	84.0	0.7	2.1	5.7	21	6.0	205
M	05-ago	27.6	36.9	17.7	13.9	540	363	44.8	82.6	13.2	0.0	84.0	1.0	3.1	6.0	22	6.6	212
J	06-ago	28.3	36.5	20.3	15.2	555	359	50.5	86.0	17.8	0.0	84.0	1.2	2.4	5.9	21	6.8	219
V	07-ago	28.4	35.7	20.7	15.4	570	353	52.4	85.2	21.2	0.0	84.0	1.3	3.0	6.3	23	6.8	225
S	08-ago	28.3	35.6	21.1	15.6	586	350	52.4	84.4	22.7	0.0	84.0	1.3	2.4	6.0	22	6.7	232
D	09-ago	28.8	35.8	21.7	15.9	602	358	46.5	81.3	23.4	0.0	84.0	1.2	2.5	6.4	23	6.8	239
L	10-ago	28.7	35.7	20.3	15.2	617	356	40.7	65.0	21.4	0.0	84.0	1.0	2.9	6.2	22	6.5	245
M	11-ago	29.1	36.7	21.7	15.9	633	357	46.2	73.7	20.0	0.0	84.0	1.1	2.6	4.7	17	6.8	252
M	12-ago	29.6	37.0	21.6	15.8	649	356	42.6	71.0	19.7	0.0	84.0	1.1	2.3	5.1	18	6.7	259
J	13-ago	29.4	37.1	21.8	15.9	664	351	42.2	73.7	18.5	0.0	84.0	1.3	3.5	7.8	28	6.9	266
V	14-ago	29.0	37.1	21.3	15.7	680	352	41.4	74.6	16.8	0.0	84.0	1.0	2.2	4.3	15	6.5	272
S	15-ago	28.1	37.0	18.7	14.3	694	340	36.9	69.5	14.1	0.0	84.0	1.1	2.8	7.1	26	6.4	279
D	16-ago	28.0	36.2	19.7	14.8	709	346	39.6	73.6	14.7	0.0	84.0	1.3	4.0	8.2	30	6.7	285
L	17-ago	27.8	35.1	22.7	16.3	726	272	44.5	67.1	23.5	0.0	84.0	1.3	3.8	6.8	24	5.8	291
M	18-ago	27.1	33.8	20.9	15.4	741	276	46.1	72.9	22.0	0.0	84.0	1.1	2.4	5.2	19	5.5	297
M	19-ago	26.6	34.0	20.5	15.3	756	275	46.3	73.3	22.0	0.0	84.0	0.7	2.0	4.5	16	5.0	302
J	20-ago	27.4	35.2	18.9	14.4	771	337	41.4	71.8	16.1	0.0	84.0	0.8	2.3	5.5	20	5.9	308
V	21-ago	27.7	37.2	16.8	13.4	784	330	32.4	61.1	15.4	0.0	84.0	0.5	2.0	4.3	15	5.4	313
S	22-ago	28.7	37.6	21.1	15.5	800	295	35.6	55.6	18.5	0.0	84.0	1.2	3.5	7.7	28	6.1	319
D	23-ago	27.3	35.1	18.1	14.0	814	325	39.5	69.0	16.4	0.0	84.0	1.2	3.2	7.6	27	6.2	325
L	24-ago	25.9	33.3	18.0	14.0	828	314	49.8	82.4	25.2	0.0	84.0	1.4	4.6	8.2	30	6.0	331
M	25-ago	26.0	33.3	18.4	14.2	842	329	50.1	83.5	22.4	0.0	84.0	1.3	3.2	6.7	24	6.1	337
M	26-ago	27.7	35.0	20.6	15.3	857	314	48.2	80.8	23.8	0.0	84.0	1.3	2.9	5.5	20	6.1	344
J	27-ago	29.2	36.1	22.2	16.1	873	302	44.5	70.1	24.1	0.0	84.0	1.0	2.2	8.2	30	5.8	349
V	28-ago	30.2	37.4	23.4	16.7	890	320	41.8	67.5	22.3	0.0	84.0	0.9	2.9	4.9	18	6.0	355
S	29-ago	31.2	38.6	23.9	17.0	907	316	39.6	70.9	16.6	0.0	84.0	0.9	2.2	4.3	15	6.1	361
D	30-ago	30.3	37.8	22.9	16.4	923	314	43.1	75.6	21.0	0.0	84.0	0.7	1.9	4.7	17	5.8	367
L	31-ago	30.5	38.2	22.8	16.4	940	315	43.3	71.6	19.9	0.0	84.0	0.6	2.8	5.6	20	5.7	373

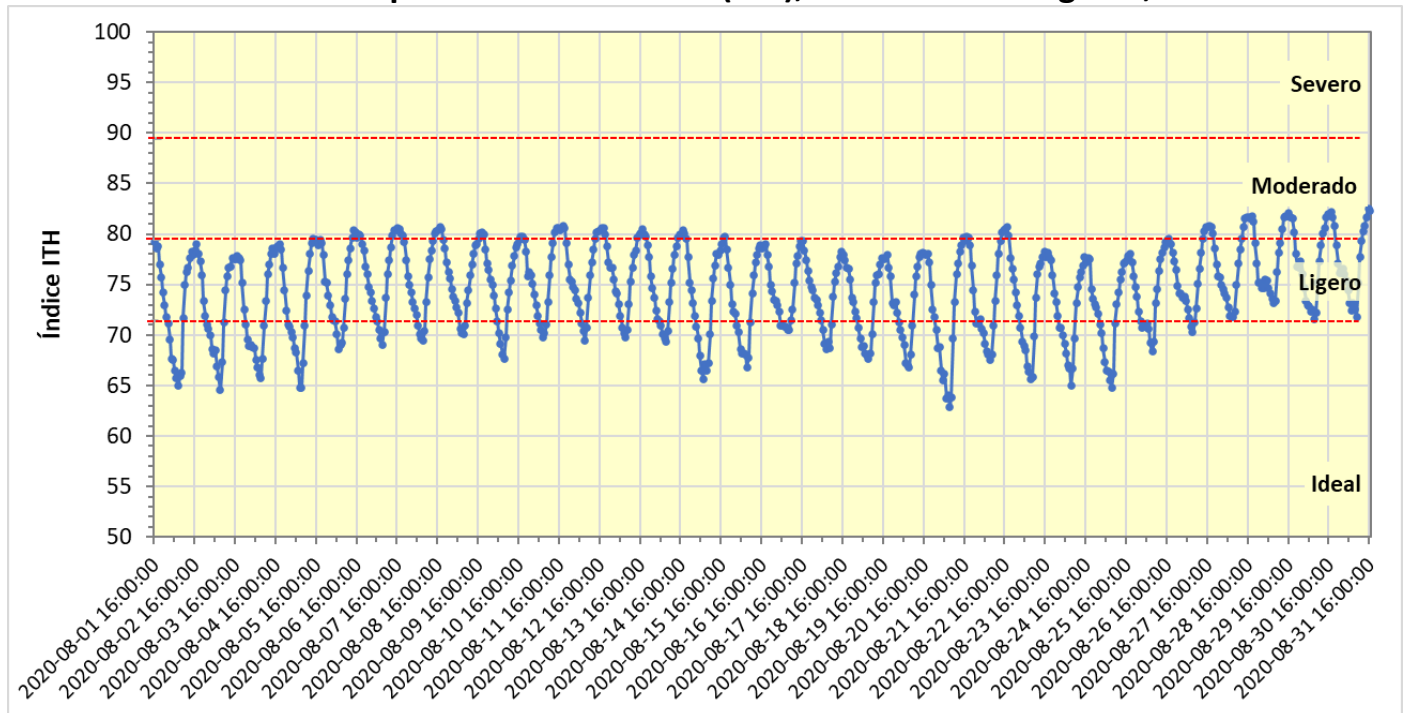
Observaciones por hora del 1° al 31 de agosto, 2020



Promedios de Temperatura y Humedad Relativa cada hora, del 1° al 31 de agosto, 2020



Índice de Temperatura – Humedad (ITH), del 1° al 31 de agosto, 2020



NOTA: Índice calculado con observaciones cada hora (puntos en la gráfica)