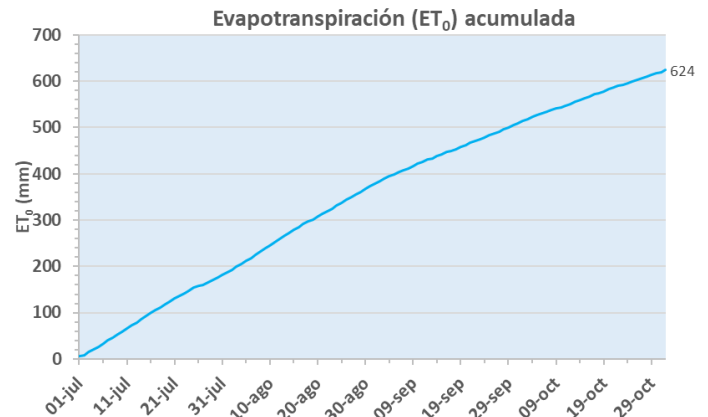
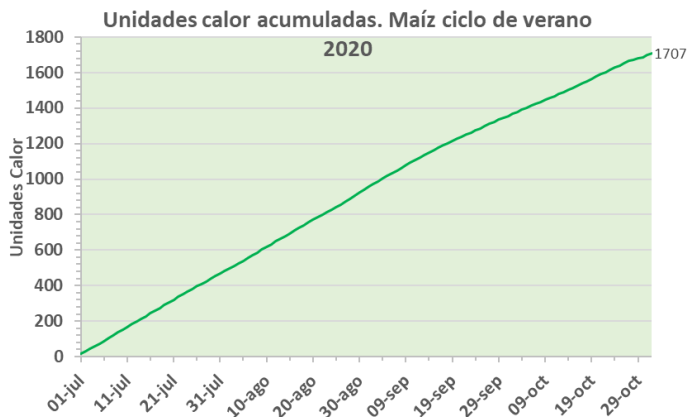


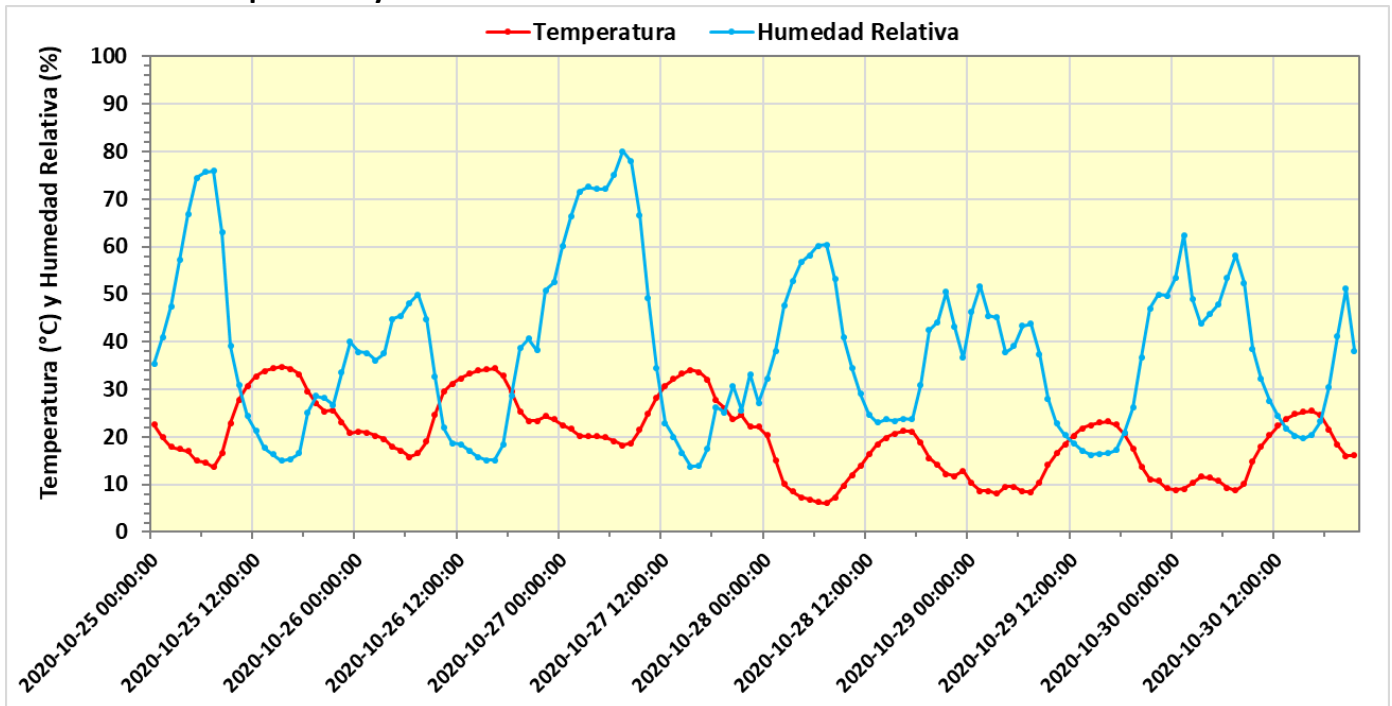
Reporte de clima del 26 Oct al 1 Nov, 2020

Observaciones por hora

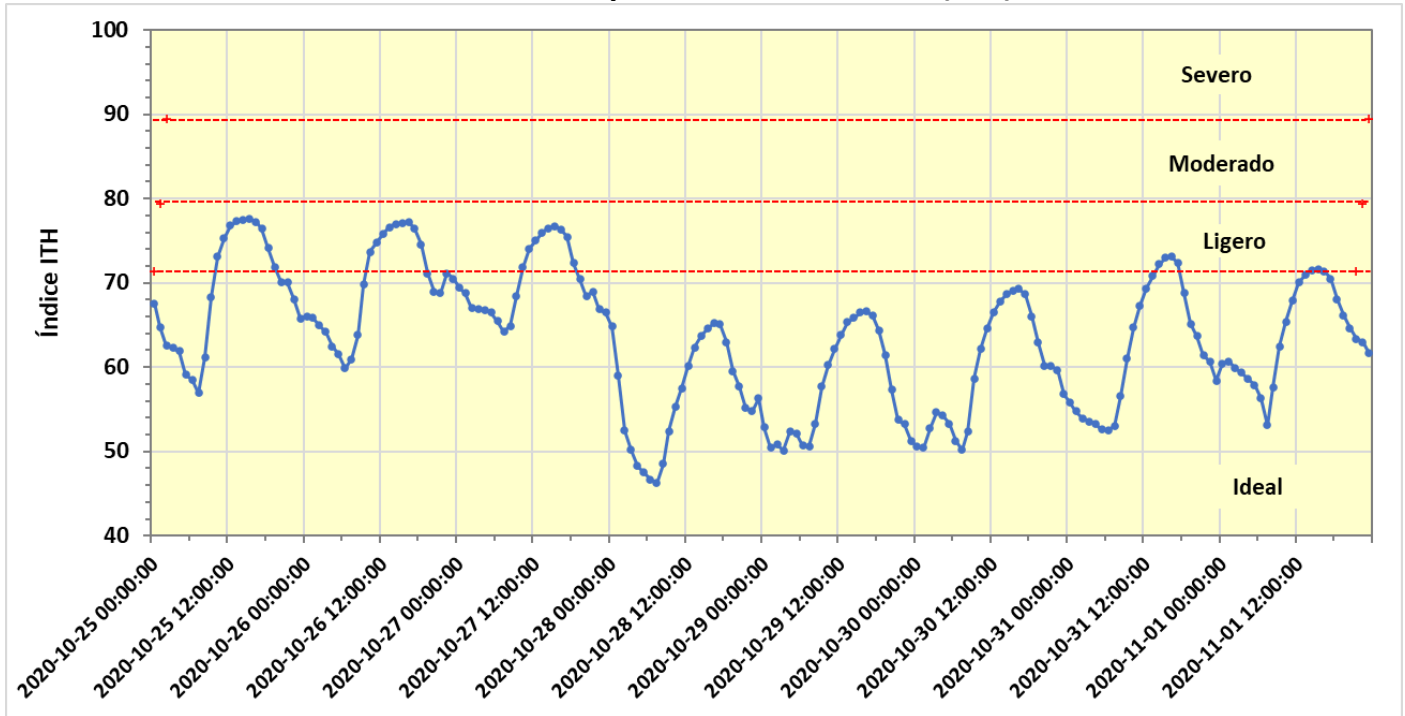
Día	Fecha	Temp ambiente [°C]			Unidades calor Maíz (10 - 30)		Radiación Solar [W/m2]	Hum relativa [%]			Precipitación [mm]		Vel del viento [m/s]		Vel viento (ráfagas max)		Evapotransp. - ET ₀ [mm]	
		Media	Max	Min	Diario	Acum	Media	Media	Max	Min	Diaria	Acum	Media	Max	m/s	km/hr	Diaria	Acum
L	26-oct	25.2	34.7	15.1	12.6	1653	220	33.5	56.2	14.2	0.0	149.6	0.6	2.0	5.0	18	3.4	603
M	27-oct	24.9	34.6	18.0	14.0	1667	211	44.6	81.2	12.6	0.0	149.6	1.3	3.0	6.4	23	4.3	607
M	28-oct	13.6	21.6	5.9	5.8	1672	223	39.8	61.1	21.6	0.0	149.6	1.2	3.6	7.1	26	3.1	610
J	29-oct	14.5	23.8	7.4	6.9	1679	222	33.1	58.4	15.7	0.0	149.6	0.8	2.7	6.7	24	3.0	613
V	30-oct	16.3	25.8	7.7	7.9	1687	216	39.1	74.7	18.8	0.0	149.6	1.0	3.1	6.4	23	3.3	617
S	31-oct	18.3	30.2	10.1	10.0	1697	214	42.7	66.5	17.1	0.0	149.6	0.6	2.0	3.9	14	3.0	620
D	01-nov	20.2	29.1	10.7	9.9	1707	213	32.8	66.7	13.4	0.0	149.6	1.5	3.5	6.7	24	4.1	624



Promedios de Temperatura y Humedad Relativa cada hora



Índice de Temperatura – Humedad (ITH)



NOTA: Índice calculado con observaciones cada hora (puntos en la gráfica)