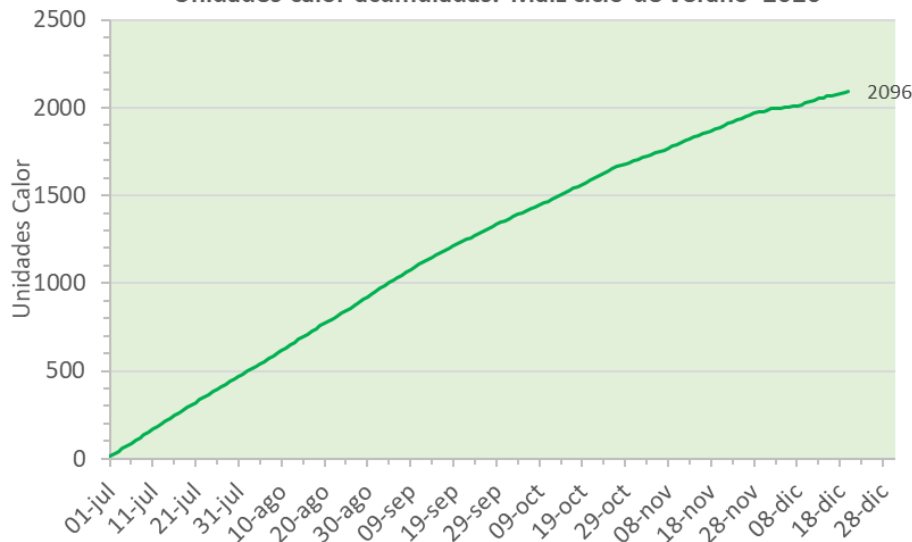


Reporte de clima del 14 al 20 Dic, 2020

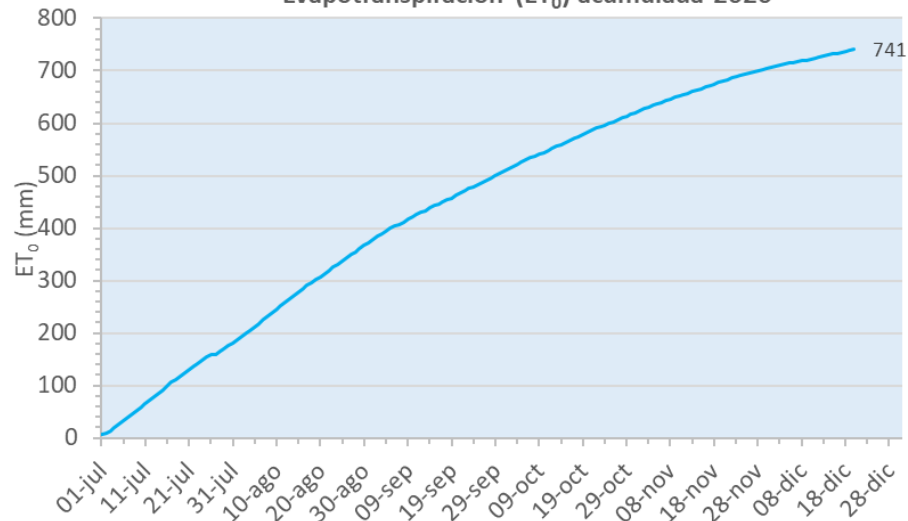
Observaciones por hora

| Día | Fecha | Temp ambiente [°C] | | | Unidades calor Maiz (10 - 30) | | Radiación Solar [W/m2] | Hum relativa [%] | | | | Precipitación [mm] | | Vel del viento [m/s] | | Vel viento (ráfagas max) | | Evapotransp. - ET ₀ [mm] | |
|-----|--------|--------------------|------|------|-------------------------------|------|------------------------|------------------|------|------|--------|--------------------|-------|----------------------|-----|--------------------------|--------|-------------------------------------|--|
| | | Media | Max | Min | Diario | Acum | Media | Media | Max | Min | Diaria | Acum | Media | Max | m/s | km/hr | Diaria | Acum | |
| L | 14-dic | 10.5 | 20.2 | 1.6 | 5.1 | 2057 | 149 | 28.6 | 47.9 | 15.3 | 0.0 | 149.6 | 0.7 | 2.5 | 5.0 | 18 | 2.0 | 730 | |
| M | 15-dic | 13.1 | 28.0 | -0.5 | 9.0 | 2066 | 151 | 32.8 | 75.5 | 6.5 | 0.0 | 149.6 | 0.8 | 3.0 | 7.1 | 26 | 2.4 | 732 | |
| M | 16-dic | 9.9 | 18.6 | 2.9 | 4.3 | 2070 | 147 | 32.4 | 48.1 | 19.4 | 0.0 | 149.6 | 0.4 | 1.8 | 3.8 | 14 | 1.6 | 734 | |
| J | 17-dic | 9.0 | 19.9 | -1.5 | 4.9 | 2075 | 145 | 34.2 | 60.8 | 17.4 | 0.0 | 149.6 | 0.5 | 1.9 | 3.9 | 14 | 1.6 | 735 | |
| V | 18-dic | 14.6 | 26.7 | 3.8 | 8.3 | 2083 | 141 | 37.0 | 61.8 | 18.1 | 0.0 | 149.6 | 1.1 | 3.6 | 6.4 | 23 | 2.7 | 738 | |
| S | 19-dic | 14.1 | 23.4 | 7.0 | 6.7 | 2090 | 148 | 38.3 | 65.9 | 15.7 | 0.0 | 149.6 | 0.6 | 2.8 | 5.1 | 18 | 2.0 | 740 | |
| D | 20-dic | 11.2 | 22.2 | 2.2 | 6.1 | 2096 | 144 | 37.3 | 66.0 | 12.9 | 0.0 | 149.6 | 0.3 | 1.6 | 3.7 | 13 | 1.5 | 741 | |

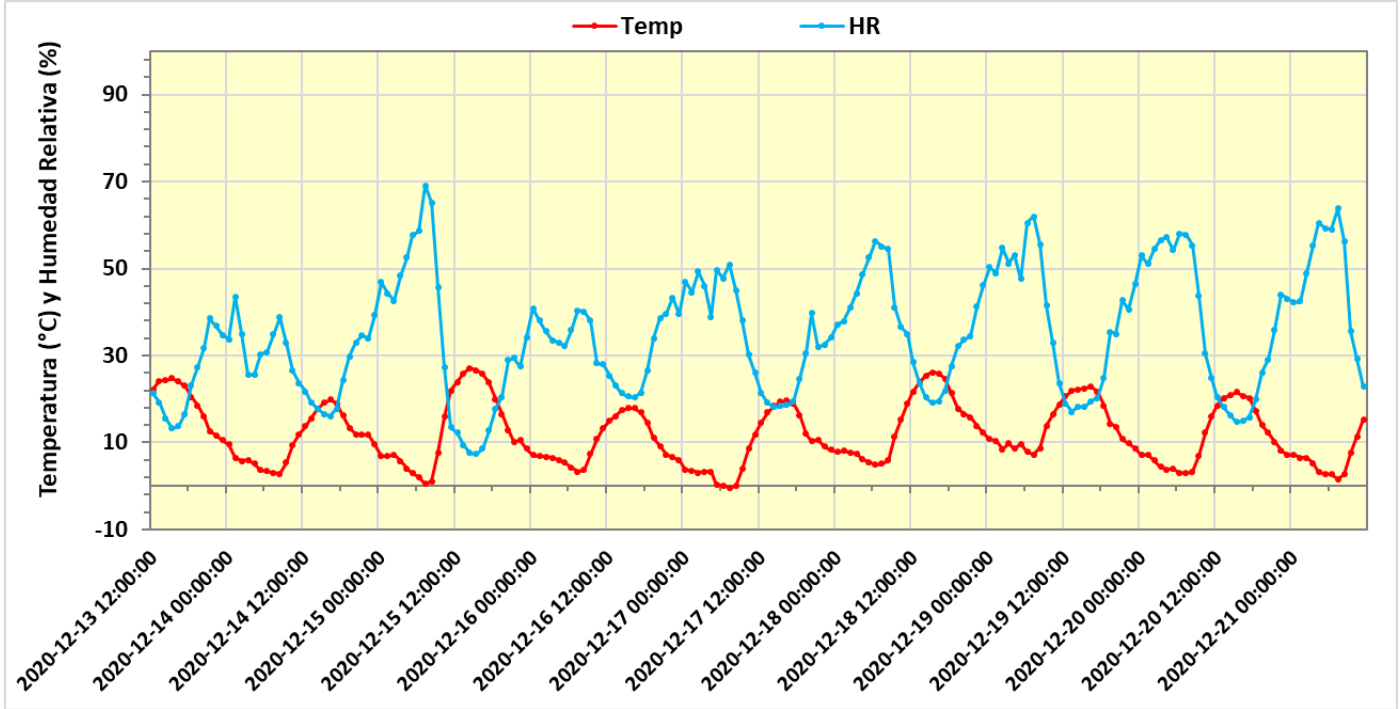
Unidades calor acumuladas. Maíz ciclo de verano 2020



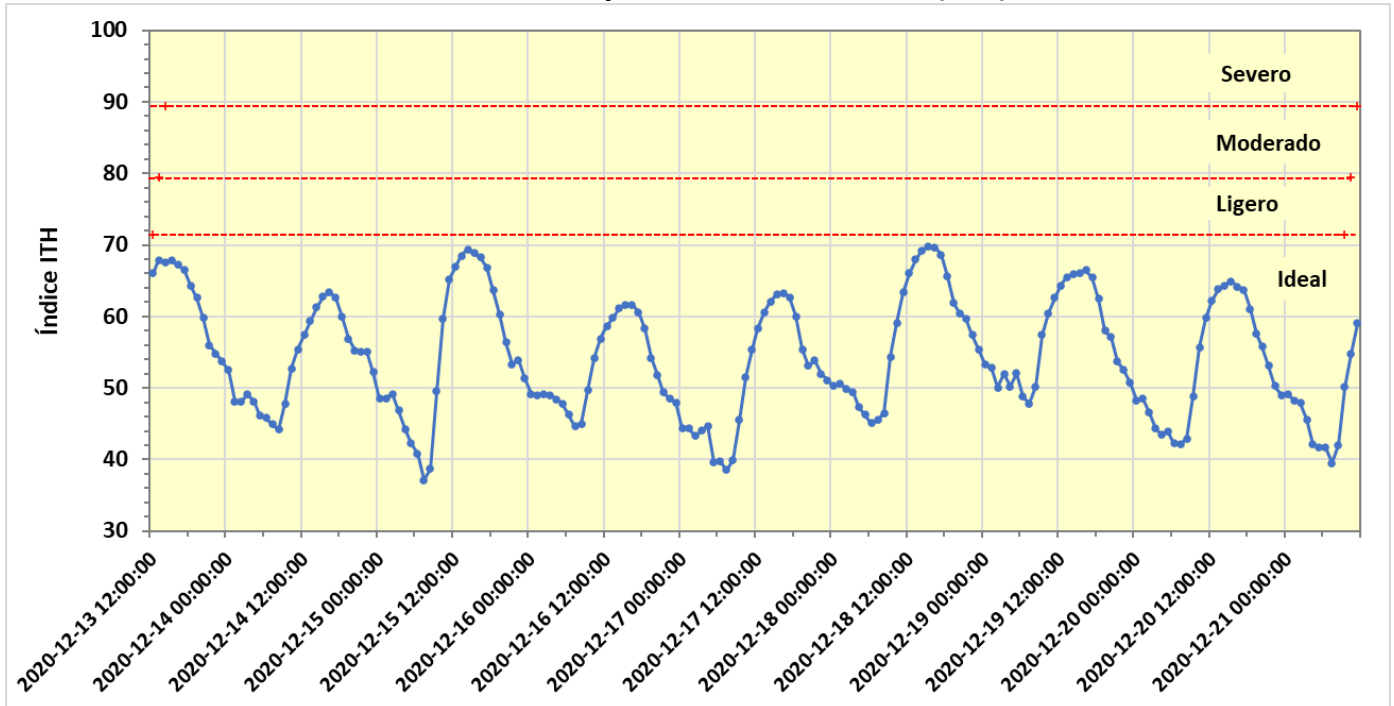
Evapotranspiración (ET₀) acumulada 2020



Promedios de Temperatura y Humedad Relativa cada hora



Índice de Temperatura – Humedad (ITH)



NOTA: Índice calculado con observaciones cada hora (puntos en la gráfica)