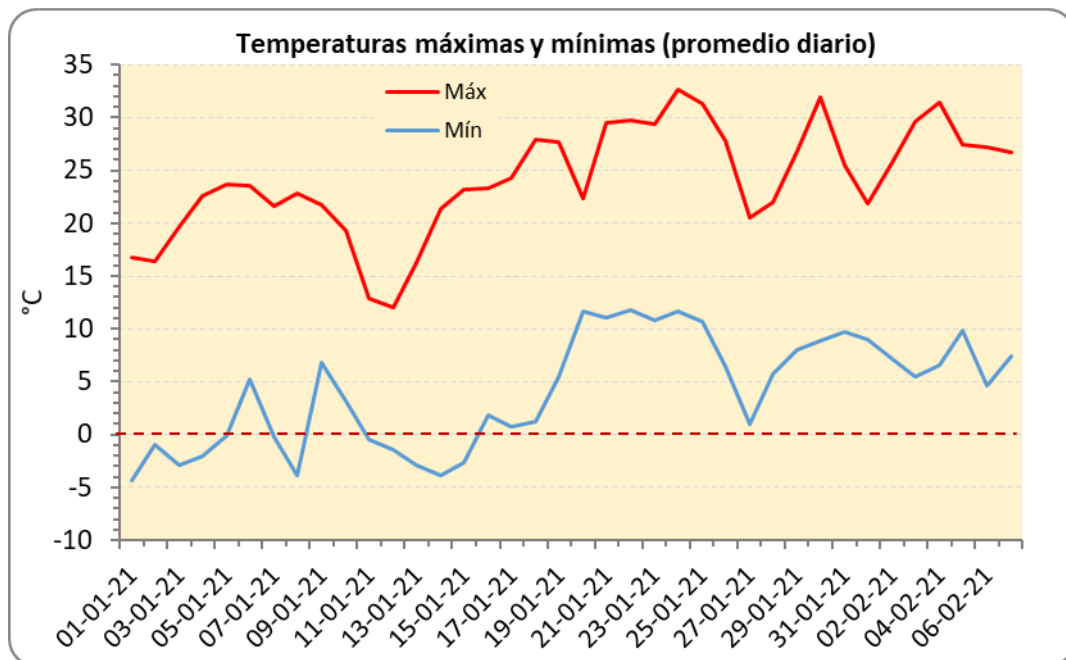
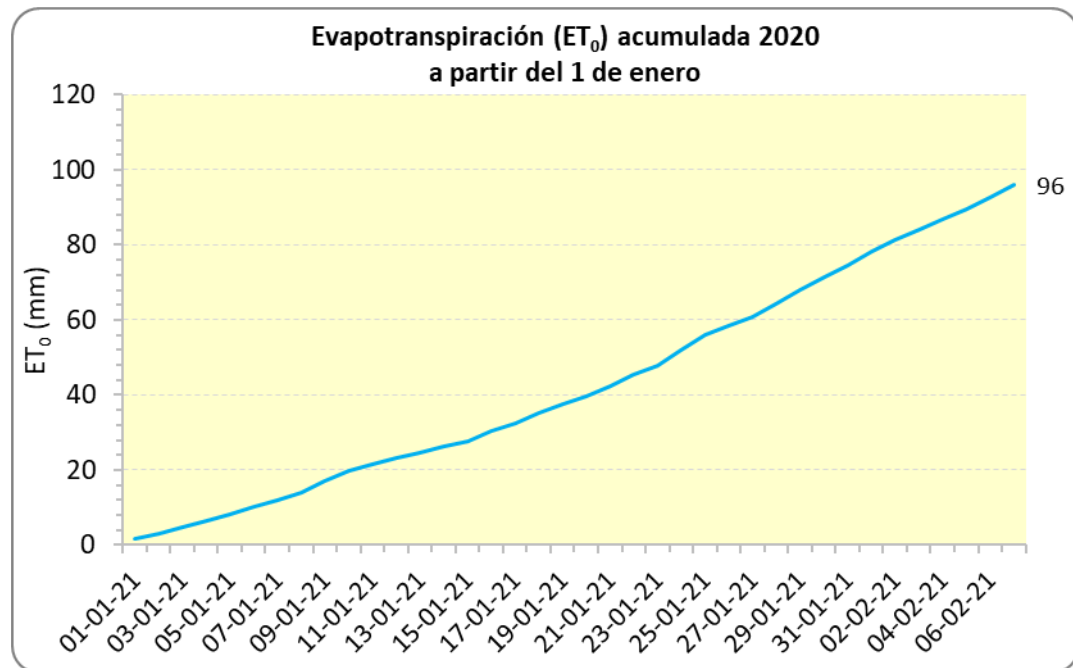
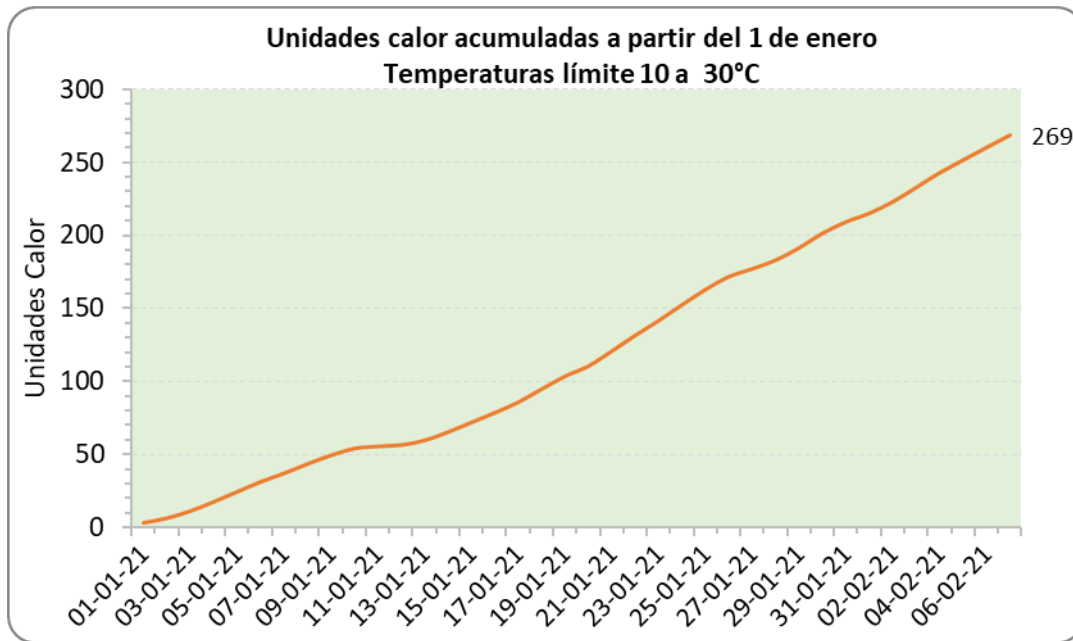


Reporte de clima del 1 al 7 de Feb 2021

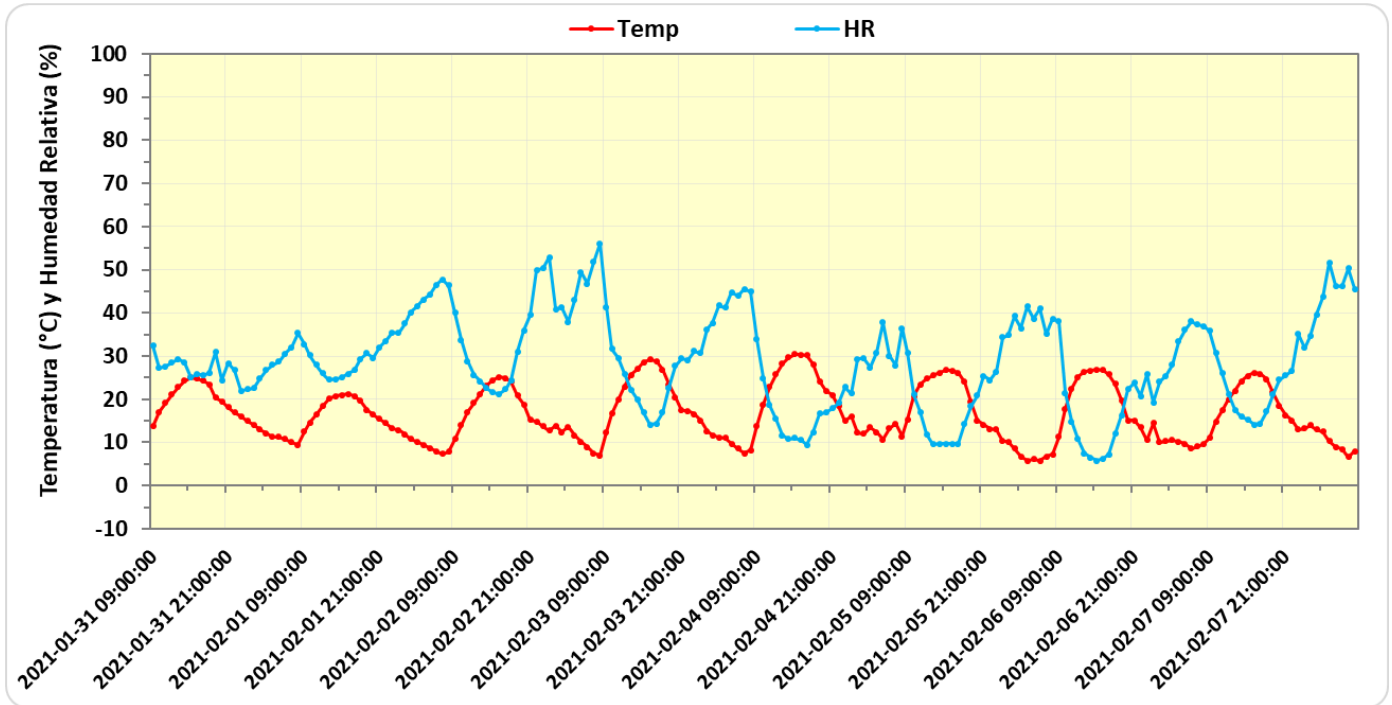
Observaciones por día

Fecha	Temp ambiente [°C]			Unidades calor [Temp 10 - 30]		Horas Frío [≤ 7.0° C]		Radiación Solar [W/m2]	Hum relativa [%]			Precipitación [mm]		Vel del viento [m/s]		Vel viento (ráfagas max)		Evapotransp. ET ₀ [mm]	
	Media	Max	Min	Diario	Acum	Diario	Acum	Media	Media	Max	Min	Diaria	Acum	Media	Max	m/s	km/hr	Diaria	Acum
01-02-21	15.4	21.9	9.0	5.9	215	0	442	189	28.6	36.1	21.2	0.0	8.2	2.0	3.7	8.5	31	3.8	78
02-02-21	15.6	25.8	7.1	7.9	223	0	442	201	35.6	54.6	20.4	0.0	8.2	1.0	2.4	4.5	16	3.1	81
03-02-21	18.0	29.6	5.5	9.8	233	1	443	203	33.0	65.8	12.4	0.0	8.2	0.6	1.7	4.0	14	2.7	84
04-02-21	18.9	31.4	6.6	10.0	243	0	443	215	25.8	52.5	8.1	0.0	8.2	0.5	1.9	5.0	18	2.7	87
05-02-21	17.9	27.4	9.9	8.7	252	0	443	218	22.1	41.1	8.7	0.0	8.2	0.6	3.0	7.7	28	2.8	90
06-02-21	15.6	27.2	4.7	8.6	260	5	448	221	24.1	47.6	5.3	0.0	8.2	0.8	4.1	7.7	28	3.0	93
07-02-21	16.2	26.8	7.4	8.4	269	0	448	192	25.8	42.3	13.3	0.0	8.2	1.0	2.5	4.4	16	3.3	96

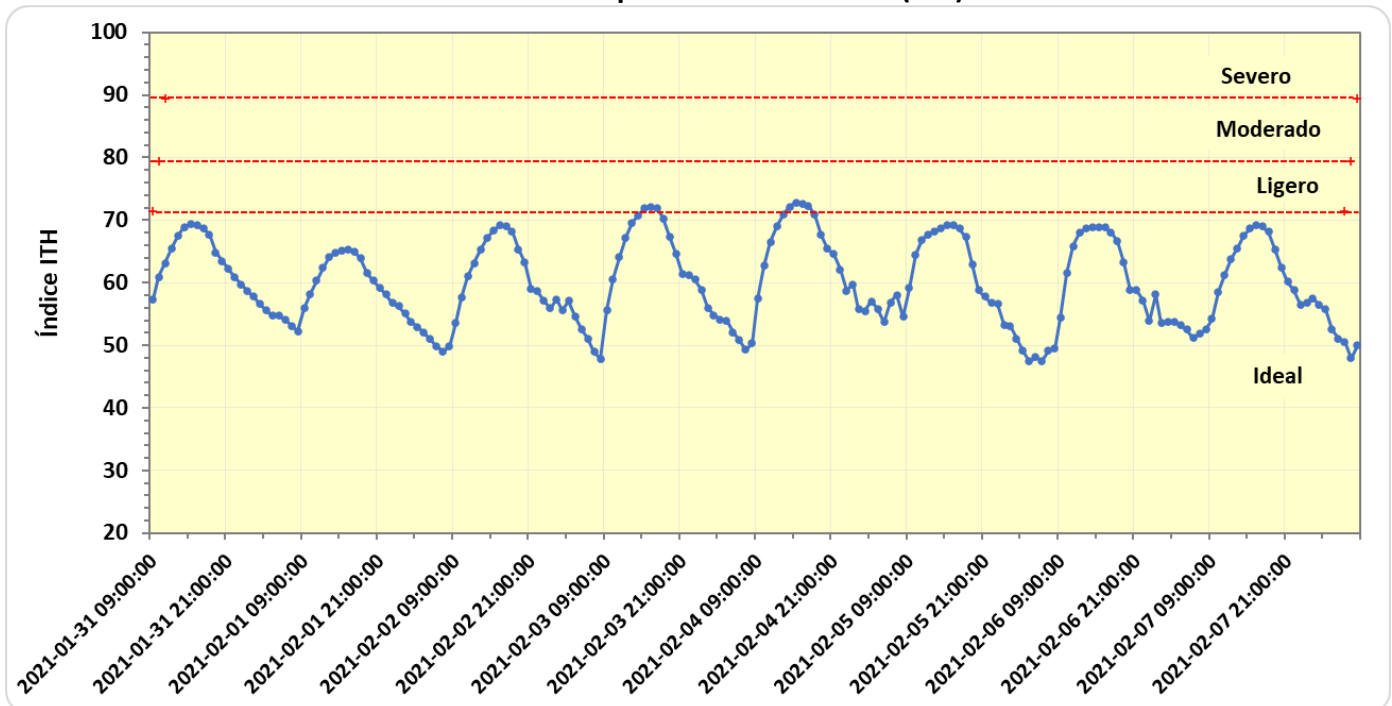




Temperatura y Humedad Relativa (promedio por hora)



Índice de Temperatura – Humedad (ITH)



NOTA: Índice calculado con observaciones cada hora (puntos en la gráfica)