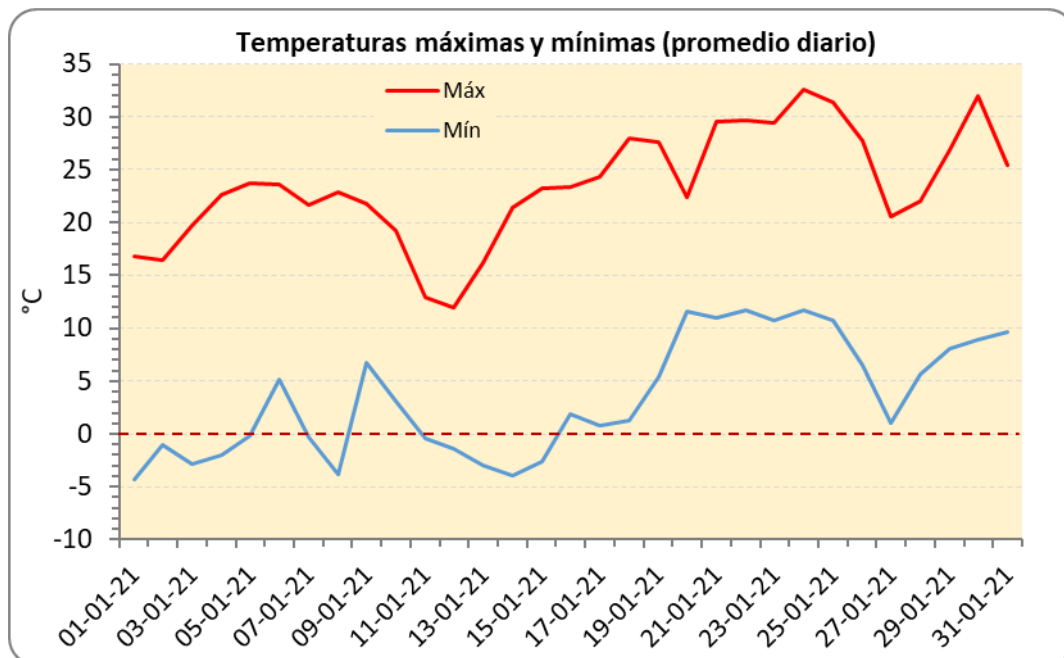
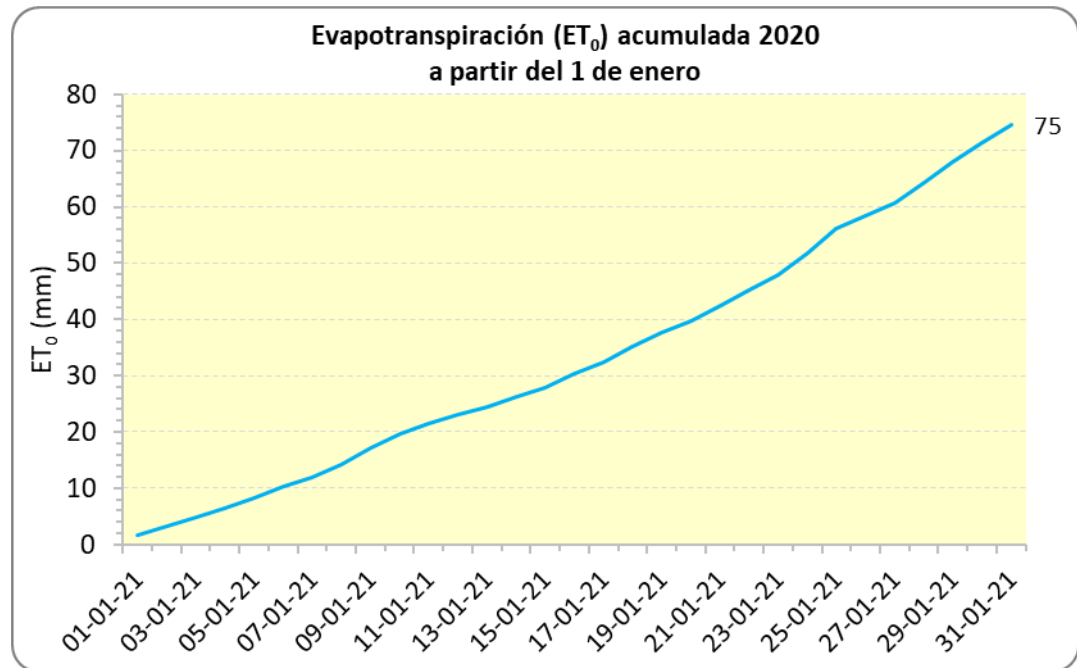
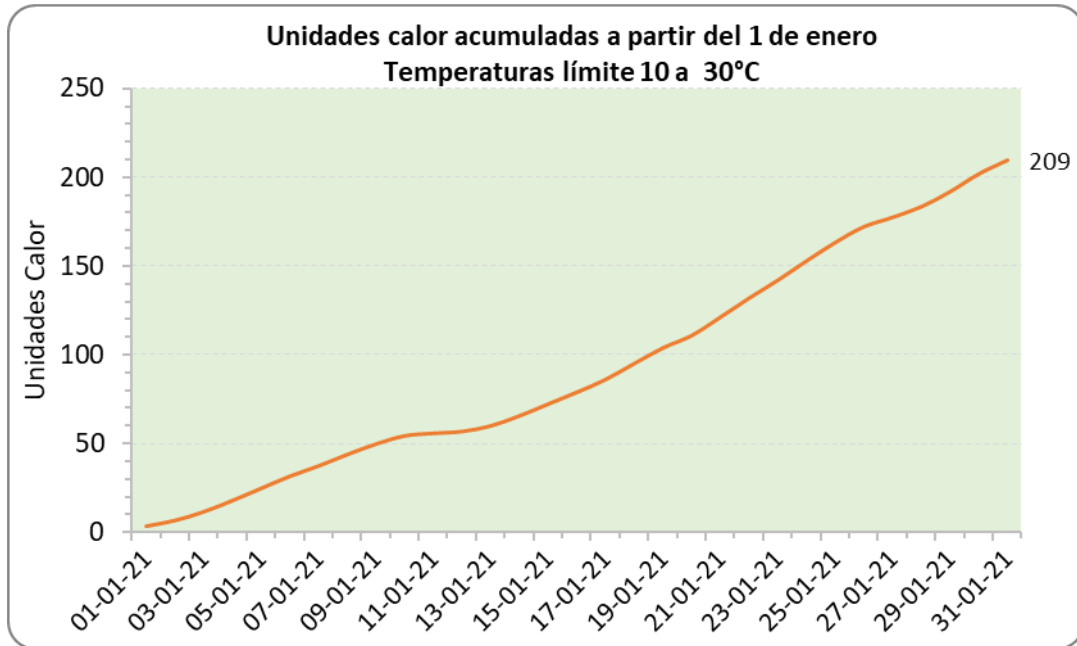


Reporte de clima del 25 al 31 de Ene 2021

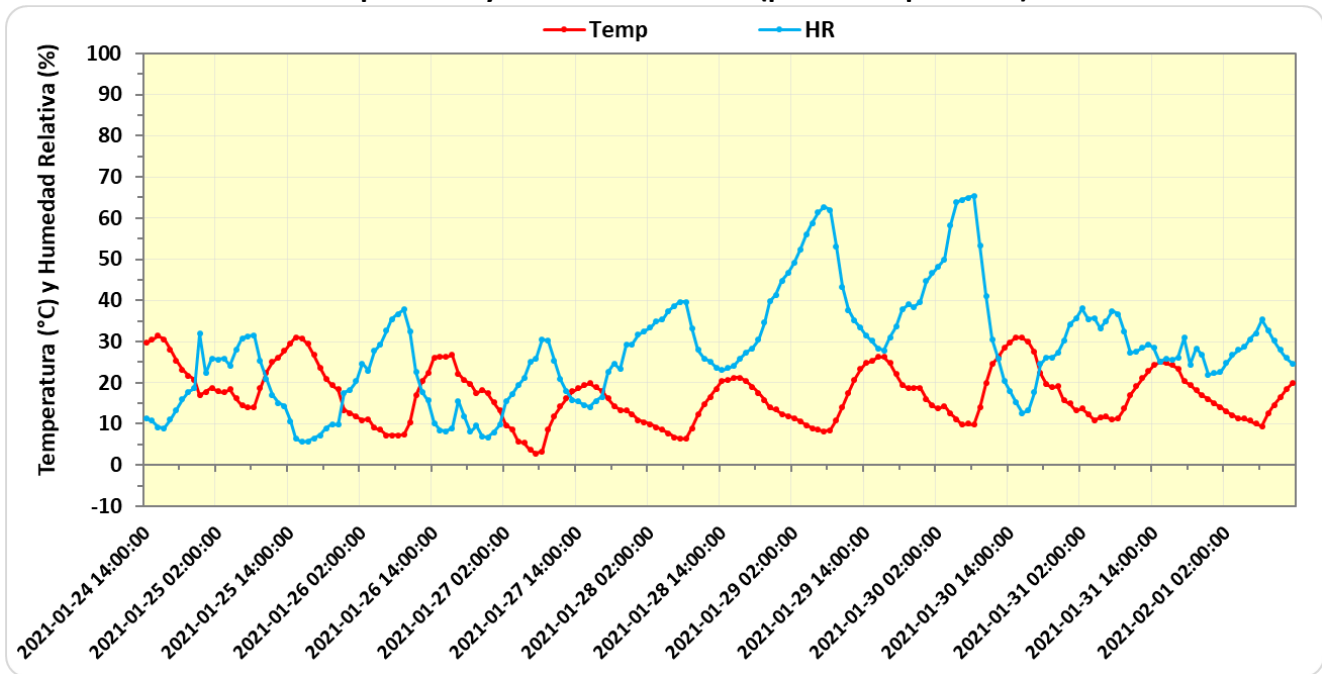
Observaciones por día

Fecha	Temp ambiente [°C]			Unidades calor [Temp 10 - 30]		Horas Frío [≤ 7.0° C]		Radiación Solar [W/m2]	Hum relativa [%]			Precipitación [mm]		Vel del viento [m/s]		Vel viento (ráfagas max)		Evapotransp. ET ₀ [mm]	
	Media	Max	Min	Diario	Acum	Diario	Acum	Media	Media	Max	Min	Diaria	Acum	Media	Max	m/s	km/hr	Diaria	Acum
25-01-21	21.4	31.4	10.7	10.4	163	0	434	203	17.8	37.9	4.9	0.0	8.2	1.6	3.2	9.5	34	4.3	56
26-01-21	16.0	27.8	6.5	8.9	172	0	434	155	19.5	45.2	5.5	0.0	8.2	0.6	3.0	6.1	22	2.3	58
27-01-21	12.5	20.6	1.0	5.3	177	5	439	198	20.3	34.1	6.9	0.0	8.2	0.8	2.9	5.5	20	2.4	61
28-01-21	13.8	22.0	5.7	6.0	183	3	442	177	31.6	42.5	21.2	0.0	8.2	2.1	3.5	6.4	23	3.6	64
29-01-21	16.8	26.8	8.0	8.4	192	0	442	188	43.1	63.9	26.8	0.0	8.2	1.5	3.1	5.9	21	3.5	68
30-01-21	19.6	32.0	8.9	10.0	202	0	442	204	37.0	68.4	12.1	0.0	8.2	1.0	3.4	5.4	19	3.4	71
31-01-21	17.4	25.5	9.7	7.7	209	0	442	204	30.4	41.3	21.3	0.0	8.2	1.1	3.5	8.3	30	3.2	75

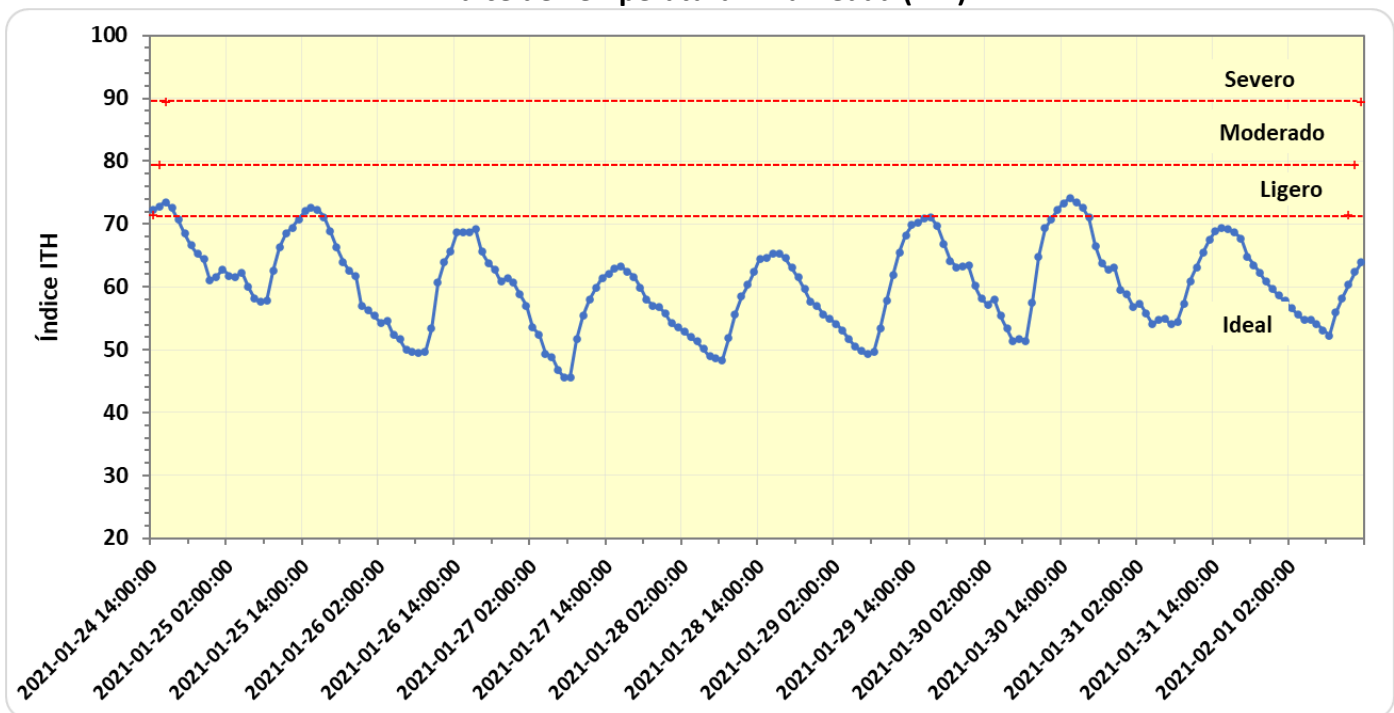




Temperatura y Humedad Relativa (promedio por hora)



Índice de Temperatura – Humedad (ITH)



NOTA: Índice calculado con observaciones cada hora (puntos en la gráfica)