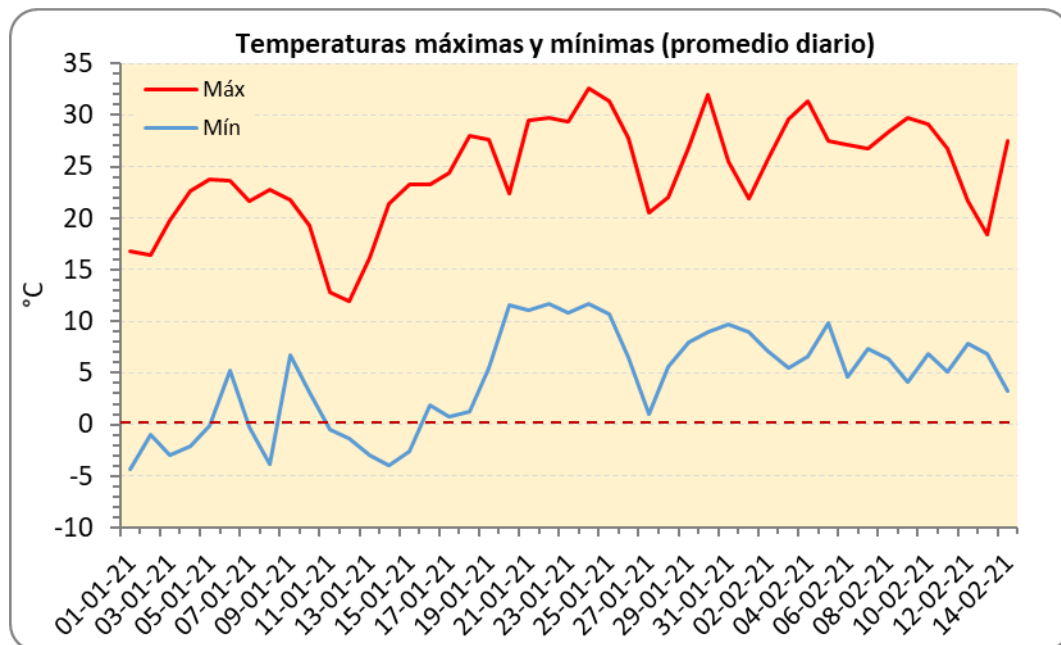
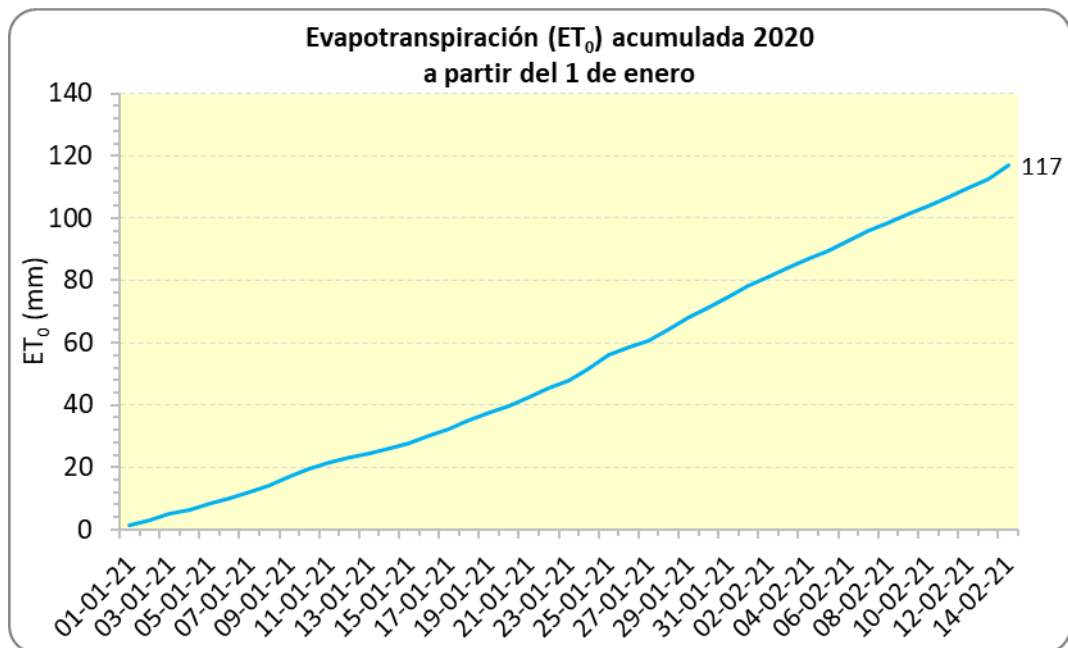
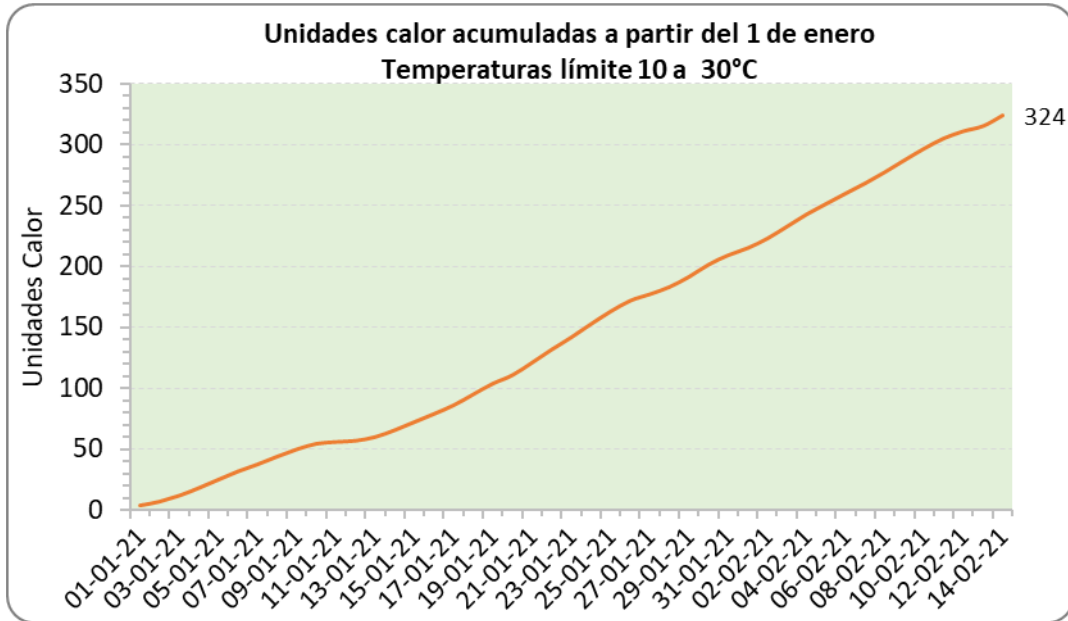


Reporte de clima del 8 al 14 de Feb 2021

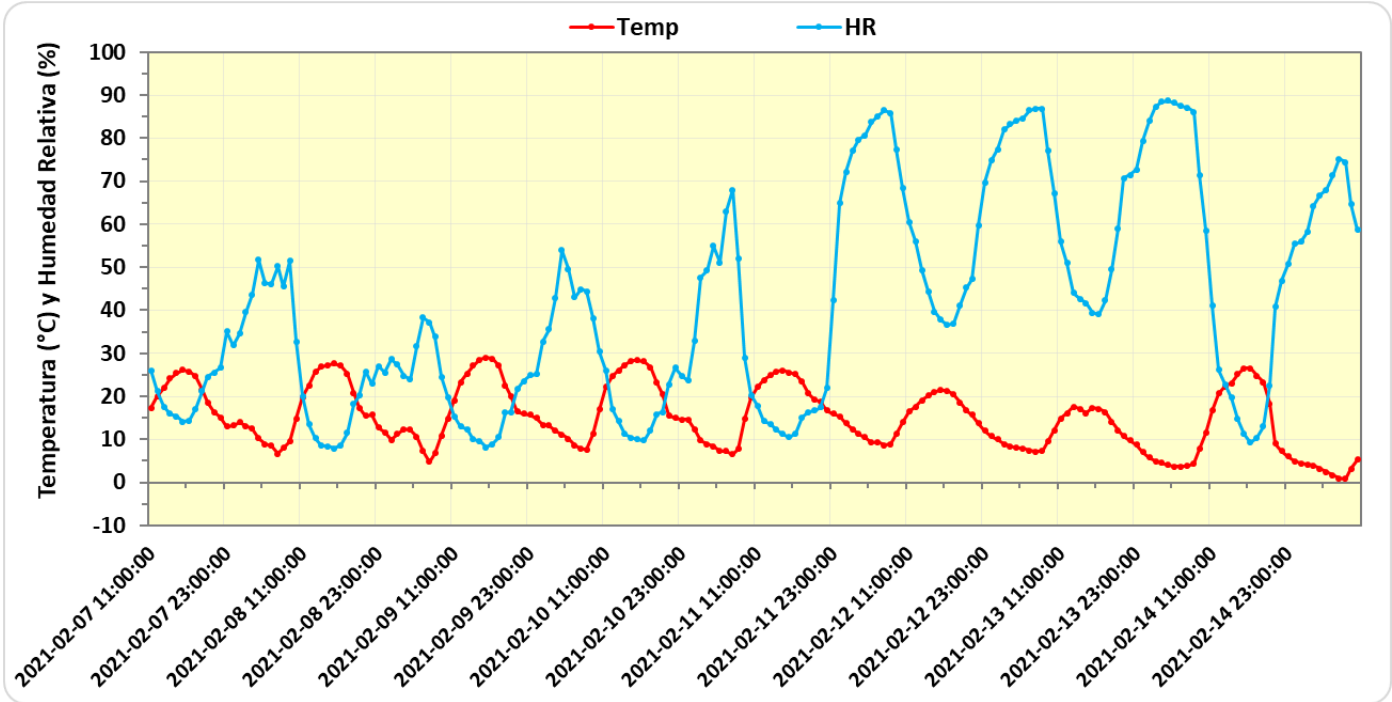
Observaciones por día

Fecha	Temp ambiente [°C]			Unidades calor [Temp 10 - 30]		Horas Frío [≤ 7.0° C]		Radiación Solar [W/m2]	Hum relativa [%]			Precipitación [mm]		Vel del viento [m/s]		Vel viento (ráfagas max)		Evapotransp. ET ₀ [mm]	
	Media	Max	Min	Diario	Acum	Diario	Acum	Media	Media	Max	Min	Diaria	Acum	Media	Max	m/s	km/hr	Diaria	Acum
08-02-21	16.8	28.3	6.3	9.2	278	1	449	201	28.2	56.8	7.4	0.0	8.2	0.5	2.0	3.7	13	2.6	99
09-02-21	17.2	29.7	4.1	9.8	288	2	451	216	21.1	43.9	7.8	0.0	8.2	0.5	1.5	3.1	11	2.7	101
10-02-21	17.8	29.1	6.9	9.5	297	0	451	216	27.4	60.0	8.9	0.0	8.2	0.5	1.8	2.8	10	2.7	104
11-02-21	16.9	26.7	5.1	8.4	305	1	452	219	29.7	74.2	9.1	0.0	8.2	0.6	2.8	5.2	19	2.8	107
12-02-21	15.0	21.7	7.8	5.8	311	0	452	212	61.9	90.1	34.4	0.0	8.2	1.4	2.9	5.9	21	3.1	110
13-02-21	11.9	18.5	6.9	4.2	316	0	452	164	65.4	88.6	36.7	0.0	8.2	1.9	3.9	8.4	30	2.7	113
14-02-21	13.0	27.5	3.3	8.8	324	8	460	196	51.5	89.8	8.5	0.0	8.2	2.0	5.1	11.0	40	4.4	117

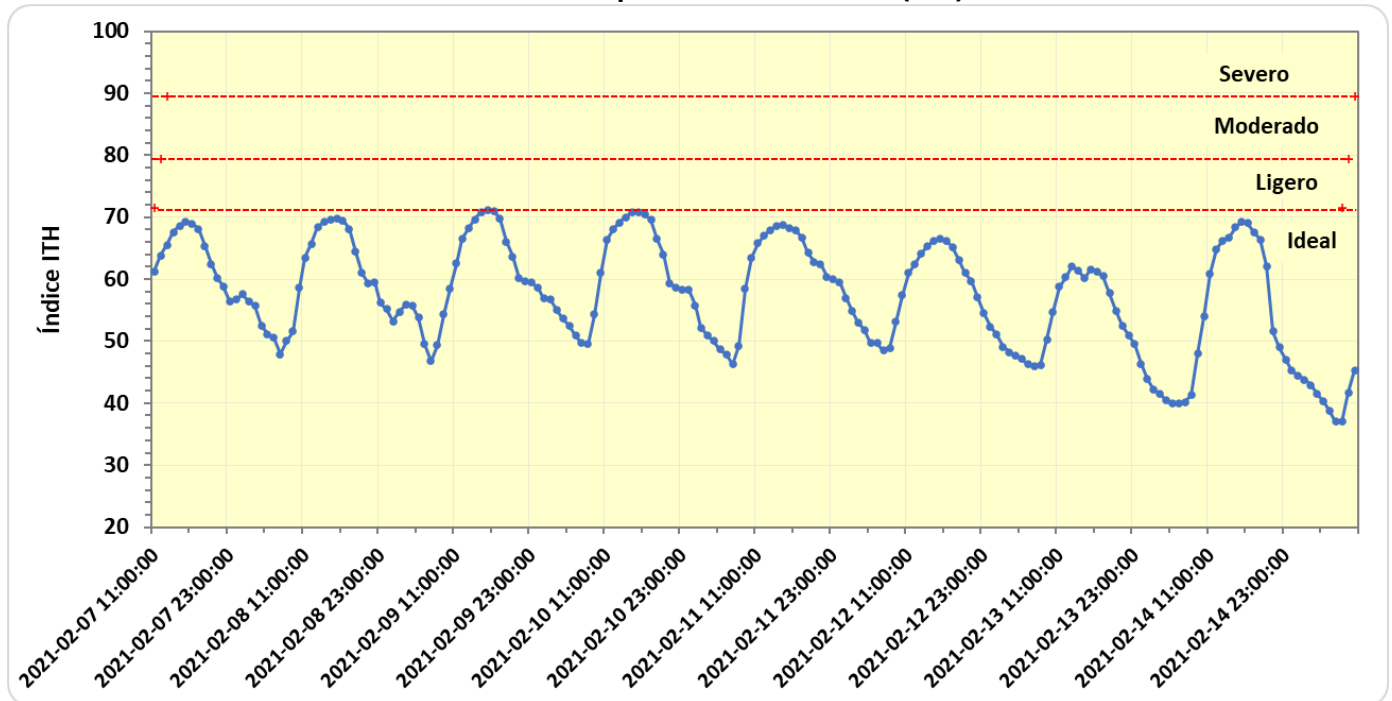




Temperatura y Humedad Relativa (promedio por hora)



Índice de Temperatura – Humedad (ITH)



NOTA: Índice calculado con observaciones cada hora (puntos en la gráfica)