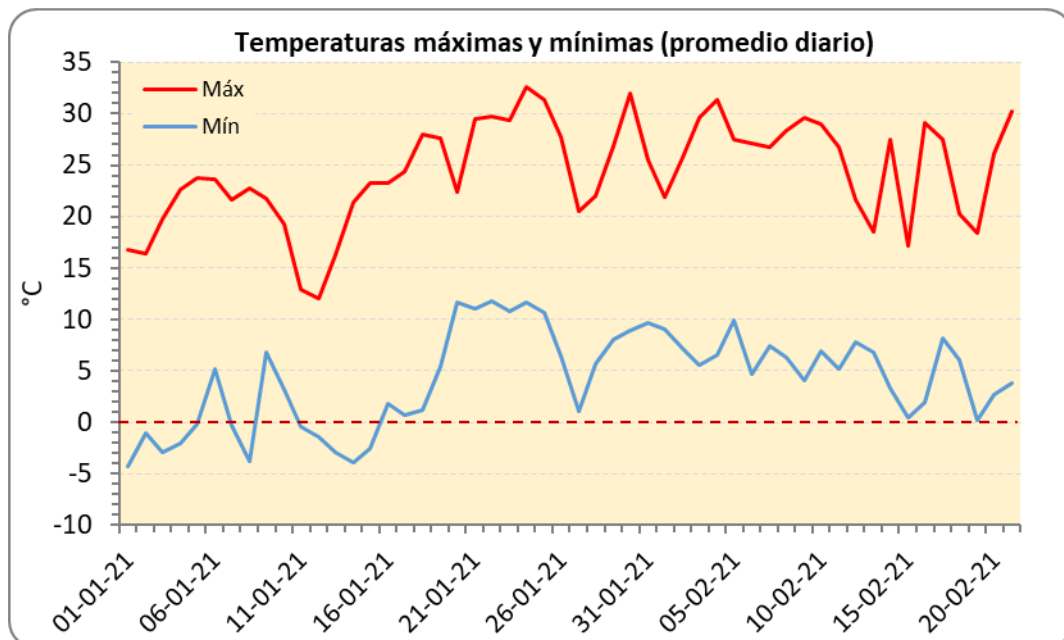
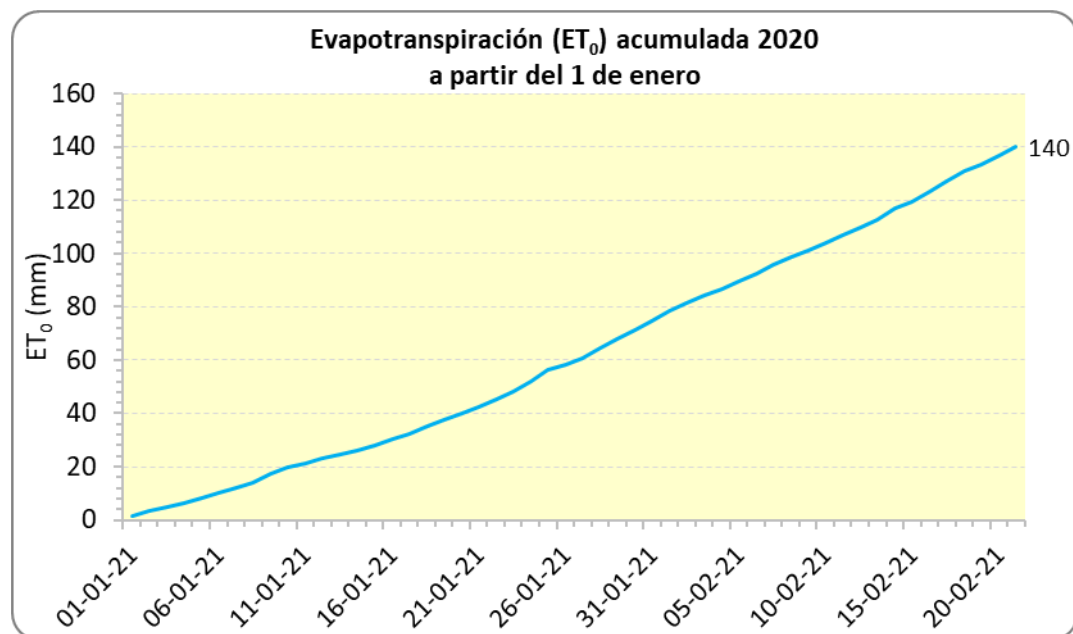
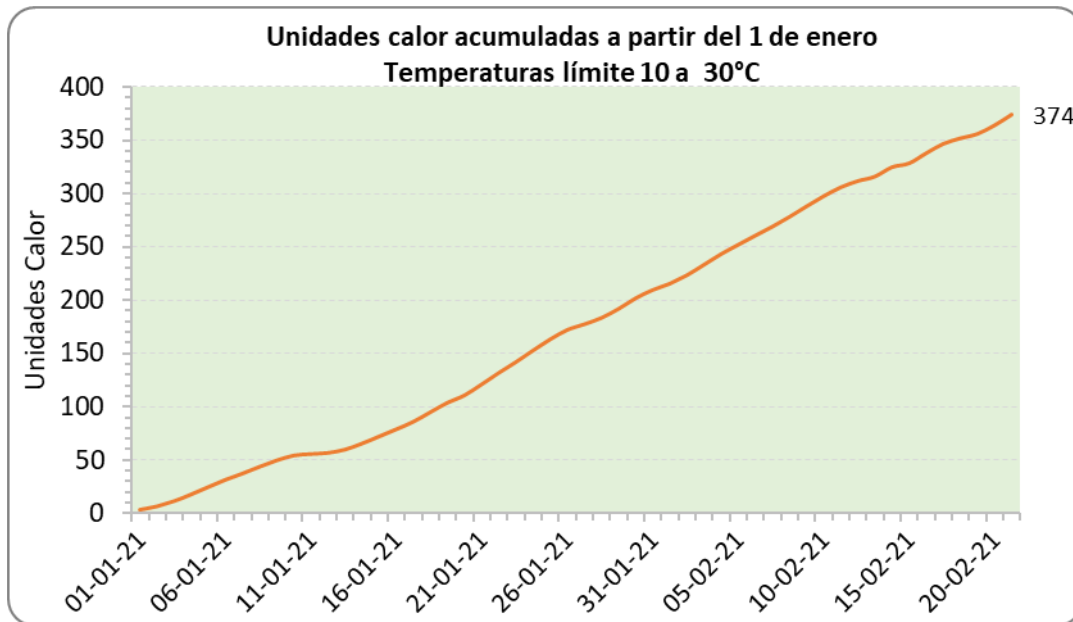


Reporte de clima del 15 al 21 de Feb 2021

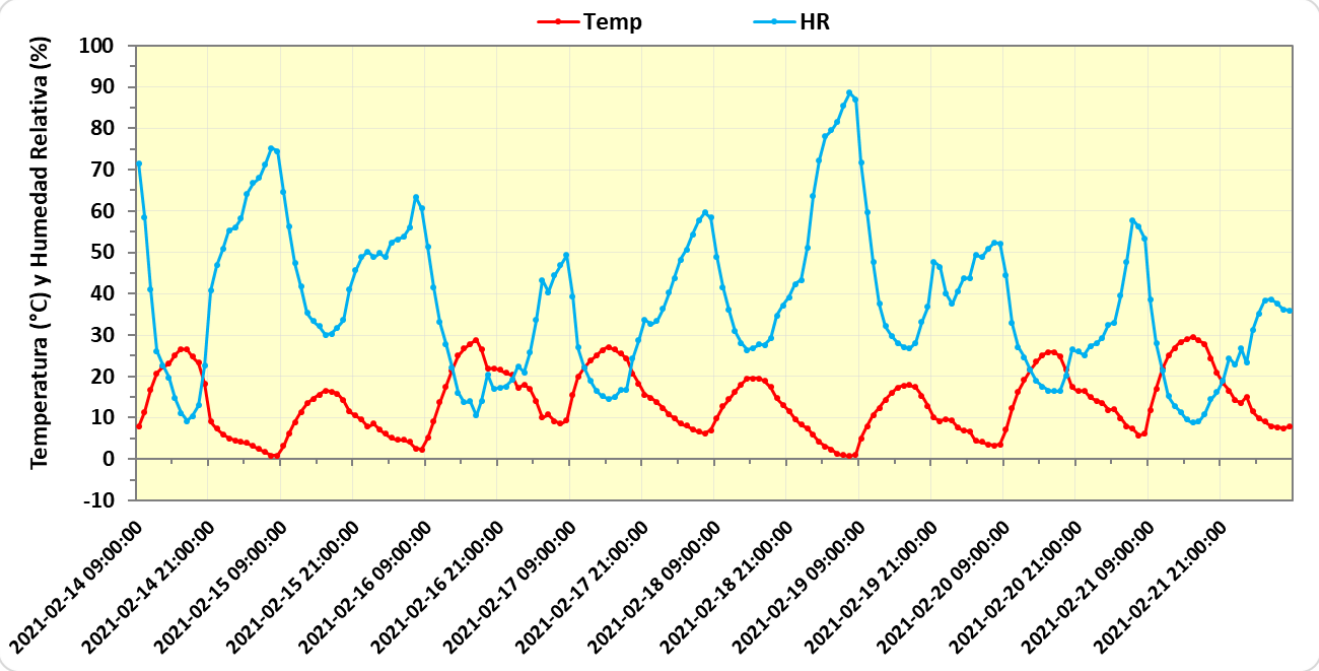
Observaciones por día

Fecha	Temp ambiente [°C]			Unidades calor [Temp 10 - 30]		Horas Frío [≤ 7.0° C]		Radiación Solar [W/m2]	Hum relativa [%]			Precipitación [mm]		Vel del viento [m/s]		Vel viento (ráfagas max)		Evapotransp. ET ₀ [mm]	
	Media	Max	Min	Diario	Acum	Diario	Acum	Media	Media	Max	Min	Diaria	Acum	Media	Max	m/s	km/hr	Diaria	Acum
15-02-21	8.4	17.2	0.4	3.6	328	9	469	216	50.5	76.7	28.3	0.0	8.2	0.9	2.2	4.7	17	2.5	119
16-02-21	14.8	29.1	1.9	9.5	337	9	478	222	34.3	70.0	9.6	0.0	8.2	1.2	3.3	6.8	24	3.9	123
17-02-21	18.1	27.5	8.2	8.8	346	2	480	221	28.4	52.3	13.6	0.0	8.2	1.1	3.5	7.2	26	3.7	127
18-02-21	12.5	20.3	6.1	5.1	351	2	482	222	40.4	60.8	25.5	0.0	8.2	2.1	4.6	7.8	28	3.7	131
19-02-21	9.2	18.4	0.3	4.2	356	8	490	226	53.3	91.0	25.4	0.0	8.2	0.8	2.2	5.1	18	2.6	133
20-02-21	14.1	26.1	2.7	8.1	364	8	498	229	32.6	53.6	15.1	0.0	8.2	1.0	2.2	4.2	15	3.5	137
21-02-21	17.9	30.3	3.9	10.0	374	2	500	229	26.7	67.0	8.1	0.0	8.2	0.6	2.0	3.7	13	3.2	140

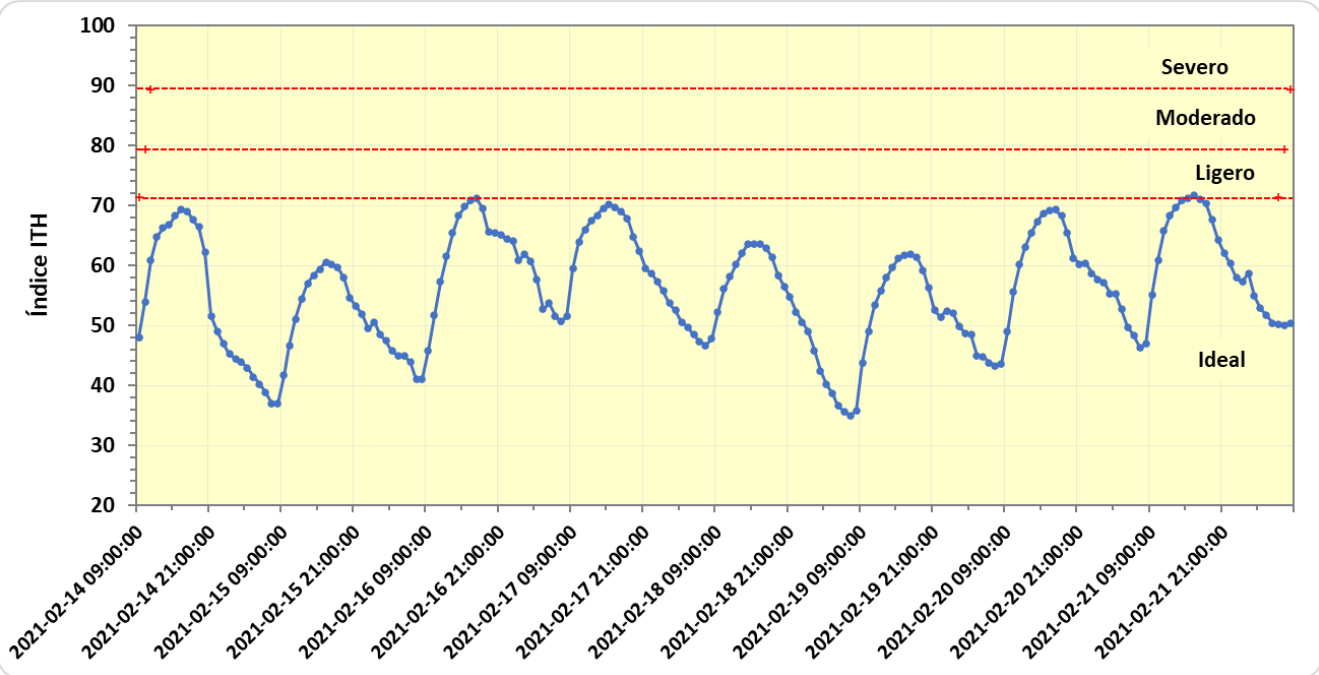




Temperatura y Humedad Relativa (promedio por hora)



Índice de Temperatura – Humedad (ITH)



NOTA: Índice calculado con observaciones cada hora (puntos en la gráfica)